




THE ST FRANCIS WAY

COMMUNITY



JOY & SPIRIT



RESPONSIBILITY



KNOWLEDGE & ENQUIRY



COMMUNICATION



AMBITION

ST FRANCIS

Welcome




Mrs Brown
Head Teacher



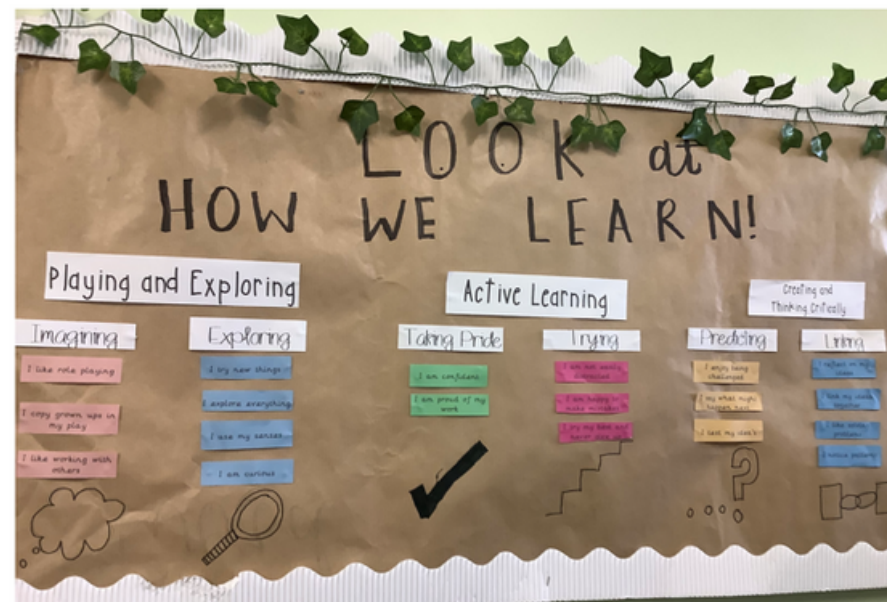




Mrs Griffiths
EYFS Teacher
SENDSCO



Our Reception Classroom





Areas of Learning and Development in EYFS

Communication and Language
Personal, Social and Emotional Development


Physical Development

Literacy

Mathematics

Understanding the World- Past and Present, The Natural World, People,
culture and communities

Expressive Arts and Design



Communication and Language



Quality back and forth interactions with
adults and peers

Language rich environments

Reading to children

New vocabulary

Role Play

Questioning



Personal, social and emotional development

Strong, warm and supportive relationships

Positive sense of self

Self-care

Manage emotions



Physical Development

Physical activity
Games indoors and out
Small world play
Using tools
Feedback
Confidence



Literacy

Reading

Language comprehension

Word Reading

Begins with talk about the world
around them

Writing- spelling, handwriting,
articulating ideas



Mathematics

Deep understanding of numbers 1-10

Count confidently

Spot patterns

Use manipulatives

Have a go



Knowledge and Understanding of the World

Knowledge of world around us

Community

Stories, rhymes

Visits in local area

Vocabulary



Expressive Arts and Design

Explore range of media
Arts in the world around them
Awareness of culture and arts
Vocabulary to describe

Early Learning Goals



Listening, attention and understanding

Speaking

Self Regulation

Managing Self

Building Relationships

Gross Motor Skills

Fine Motor Skills

Comprehension

Word Reading

Number

Numerical Patterns

People, Culture and Communities

The Natural World

Creating with materials

Being Imaginative and Expressive

Early Years Curriculum.

* We will explore a variety of different learning topics that build upon all areas of playing and learning and adapt these to follow the children's fascinations

*Our children learn through a carefully balanced mixture of both teacher-led and child-initiated activities

*We provide both an indoor and outdoor learning environments which provide a wealth of learning opportunities




School Uniform



School uniform can be purchased online at [Deco Schoolwear](http://www.st-francis.deco-schoolwear.com) and also at [Kidzone](#) in town. We also have a second hand uniform shop where good quality items can be purchased for £1 each. Please contact the office for more information.

<http://www.st-francis.deco-uniforms.com/shop>



V-Neck Sweatshirt



Sweatshirt Cardigan




Long Sleeve Shirt



Long Sleeve Blouse



Short Sleeve Shirt



Short Sleeve Blouse





P.E. Kit

- Plain white t-shirt/house coloured t-shirt with logo (optional)
- Plain black shorts
- Black plimsolls
- Black sweatshirt/house coloured hoodie with logo (optional)
- Black jogging bottoms
- No jewellery
- P.E kits should be clearly labelled with the child's name and in school daily



Things You Will Need!

Book Bags



P.E Bags

This type of PE bag is ideal as it takes very little room and can be hung on your child's peg easily. Ruck sacks or other bags are not needed.



Water Bottle – clearly labelled with your child's name.





Outdoor Clothing

In your child's Reception year they will have constant access to the outdoor classroom.

Therefore, they need the correct clothing to go out in all weathers and this will always need to be in school and clearly marked with the child's name:

- Wellies
 - Waterproof jacket
 - Sun hats
- 

Lunches and Snack



Lunch

All reception children are offered a free school meal. Alternatively, a healthy packed lunch can be brought in from home.



Snack

Every day, the children will be offered a healthy snack of a pieces of fruit or a vegetable

Milk- We run a Cool Milk scheme at St Francis. Children receive milk for free until the age of 5.






Getting ready for school.

It is so important to prepare our children for school. We can do this by getting them excited about starting school, but also preparing them to be able to do things as independently as possible. You can do this at home by:

- Talk a lot about starting school.
- Practise independent skills.
- Giving them lots of opportunities to talk and offer their own thoughts and opinions on things.
 - Sharing stories and spotting print in different environments.
- Through different fine and gross motor skill activities.





Before and After School Care

Before and after school care is available on site
From 7.30am until 5.45pm.

This is provided by an external provider, Little Stars.

Please contact them on 07415057818



<http://littlestarsmelton.co.uk/little-stars-nursery-school-and-out-of-school-club/>



Name Tags

Please label all of your child's clothing and belongings.

Name tags

Order nametags for your child's uniform and belongings following the link below. 24% of the order total will be donated to our PTA! Thank you for your support.

<https://www.mynametags.com/> and the school ID is **31143**

Transition

School Starts: Wednesday

25th August

8.45- 1pm

Tuesday 31st August- all

children in full time

